

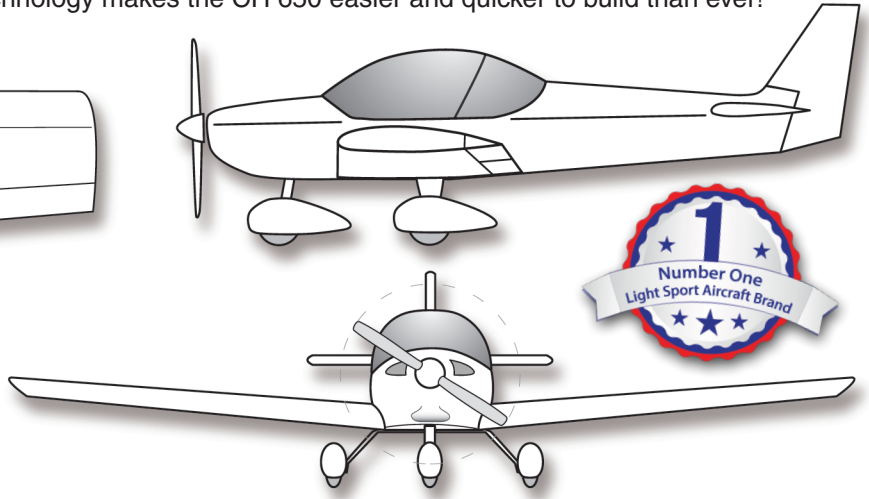
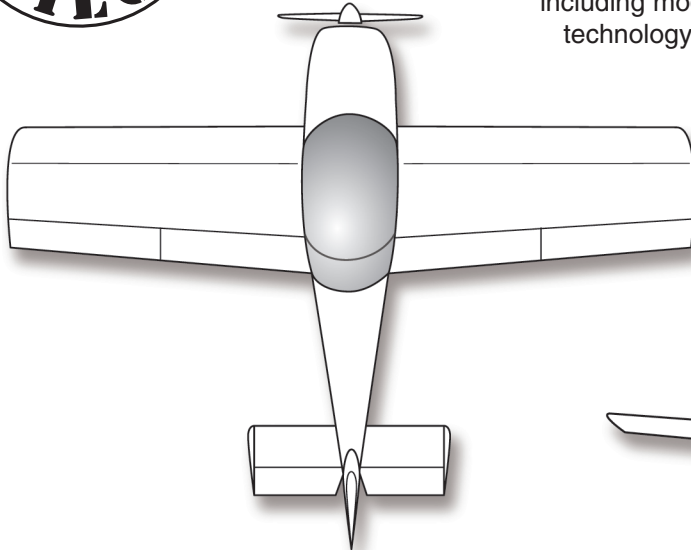
ZENITH CH 650 B



Affordable Cruiser from Zenith Aircraft Company

The affordable recreational kit aircraft for sport pilots:

The Zenith CH 650 is a second generation light sport aircraft, developed specifically for Sport Pilots. The Zenith CH 650B is the latest model from aeronautical engineer Chris Heintz, first introduced in 1984. This newest model offers new and updated features including modern styling with a larger cabin area. Modern kit manufacturing technology makes the CH 650 easier and quicker to build than ever!



PERFORMANCE	MAX. CRUISE (sea level)	138 MPH	SPECIFICATIONS	WING SPAN	27 Feet
	STALL (with flaps)	44 MPH		LENGTH	20 Feet
	STALL (no flaps)	50 MPH		WING AREA	134 sq.ft.
	RATE OF CLIMB	1,200 FPM		CABIN WIDTH	44 Inches
	TAKE-OFF ROLL	500 FEET		EMPTY WEIGHT	695 lbs
	LANDING DISTANCE	500 FEET		DESIGN GROSS WEIGHT	1,320 lbs
	ENDURANCE (standard) ¹	4.8 HRS		FUEL CAPACITY - Standard	24 US Gal.

Performance figures with Jabiru 3300 engine: 110-hp @ 3,000 rpm. Specification and performance figures are based on standard factory prototype test results, and are subject to change and revision without prior notice. ¹ Endurance figures given without fuel reserve.



- 👍 *The kit includes many precision CNC pre-cut and drilled components.*
- 👍 *All conventional solid riveting & welding is done at the factory*
- 👍 *CAD blueprints and detailed photo assembly manuals.*

“I liked the CH650 a lot ... it offers exceptional value for the money.”

– Pilot magazine

Sport Pilot Ready: *Subject to meeting FAA rules as constructed by the builder. Zenith Aircraft Company cannot guarantee that the kit aircraft, as constructed by the builder, will meet the definition of a Light-Sport Aircraft. Larger and heavier engines and other installed equipment will limit the useful load of the aircraft, and may disqualify the aircraft from meeting the defined category limits.

ZENITH AIRCRAFT CO.
 1881 Airport Road, Mexico Airport,
 Mexico, Missouri 65265-0650 USA
 TEL: 573-581-9000 FAX: 573-581-0011



Build It. FLY IT!

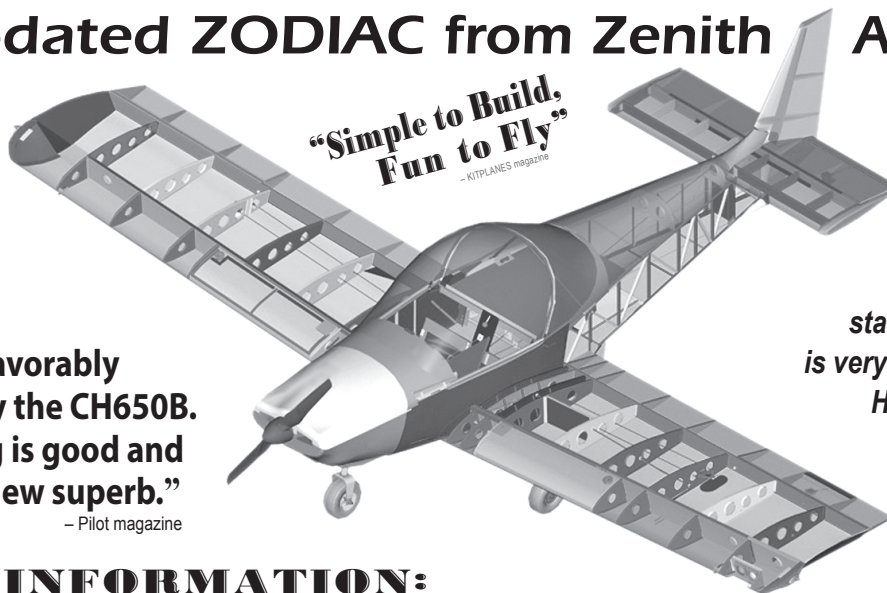
Visit us online for complete details
zenithair.com

ZENITH CH 650 **B**

The Updated ZODIAC from Zenith Aircraft Company



*"Simple to Build,
Fun to Fly"*
- KITPLANES magazine



"I was very favorably impressed by the CH650B. The handling is good and the field of view superb."

- Pilot magazine

"...a playful, delightful airplane with side-by-side seating and a gorgeous bubble canopy. Handling is great, stability is pleasant, and the kit is very straight forward. Highly recommended."

New upgraded features with modern styling

PRICE INFORMATION:

Introductory Rudder "Starter Kit"

\$ 375.00

The Starter Kit includes the complete kit for the rudder tail section for the Zenith CH 650, and comes with a detailed and illustrated step-by-step assembly manual – everything you need to get started! Assembling the rudder Starter Kit is just a weekend project, and will provide you with an excellent 'hands-on' introduction to building your own aircraft. The Starter Kit can be shipped domestically by UPS. (The required assembly tools are available separately).

ZENITH CH 650 **B** Drawings and Manual

\$ 495.00

Detailed blueprints of the complete Zenith CH 650 B airframe and detailed Photo Assembly Guides on CD-ROM, supplied with an aircraft serial number: All you need to 'scratch-build' the CH 650 or to preview and study the design and construction before purchasing the kit. The drawings and manuals are included with the complete airframe kit. Add \$25.00 for overseas Air Mail shipping. (Cost of the drawings is deductible from price of the complete kit).

ZENITH CH 650 **B** Complete Kit

The updated Zenith CH 650 B airframe kit comes with all kit parts to build the airframe: The kit includes the factory riveted wing spars, pre-formed sheet-metal parts (ribs, skins, etc.), factory-welded parts, standard fuel tanks, controls, and hardware required for assembly of the airframe. The Drawings and Manual are included with the airframe kit. The standard Zenith CH 650 kit includes many precision CNC cut and drilled skins and components.

The Finishing Kit includes the items to complete the aircraft, including the spring gear, wheels with hydraulic disk brakes, the new formed bubble canopy, seat belts, electric elevator trim and electric flap actuator, finishing hardware, and more.

Not included in the kit: powerplant and instruments packages, paint, and upholstery.

ZENITH CH 650 **B Airframe Kit**

\$ 20,495.00

ZENITH CH 650 **B Finishing Kit**

\$ 6,495.00

ZENITH CH 650 **B** "Quick Build Kit"

\$ 32,785.00

The new Zenith CH 650 Quick Build Kit provides an advanced level of pre-assembly of kit parts to save the builder valuable time and to further simplify kit assembly. In the Quick Build Kit, the main fuselage structure has been pre-assembled at the factory. Price FOB Factory. Limited Availability. Price includes Airframe and Finishing Kits.

ZENITH CH 650 Component Kits

You may choose to purchase sections of the complete kit to 'buy-as-you-build' instead of ordering the complete airframe kit as a single package. The Drawings and Manuals must be purchased separately. Any individual airframe part or component is also available (for plans-builders).

Available kit options include dual control sticks, tail-wheel gear configuration, navigation/strobe lights, landing light, wheel fairings, long-range fuel system, aileron trim (electric), upholstery kit, and more. Firewall-forward powerplant packages are available for the ULPower UL350, Continental O-200, Rotax 912S, Jabiru 3300, and Lycoming O-235 engines, and other engine installations are possible including automotive conversions.

ZENITH AIRCRAFT CO.

1881 Airport Road, Mexico Memorial Airport,
Mexico, Missouri 65265-0650 USA

TEL: 573-581-9000 (8-5 Central, Mon-Fri)

FAX: 573-581-0011

Facebook.com/zenithair

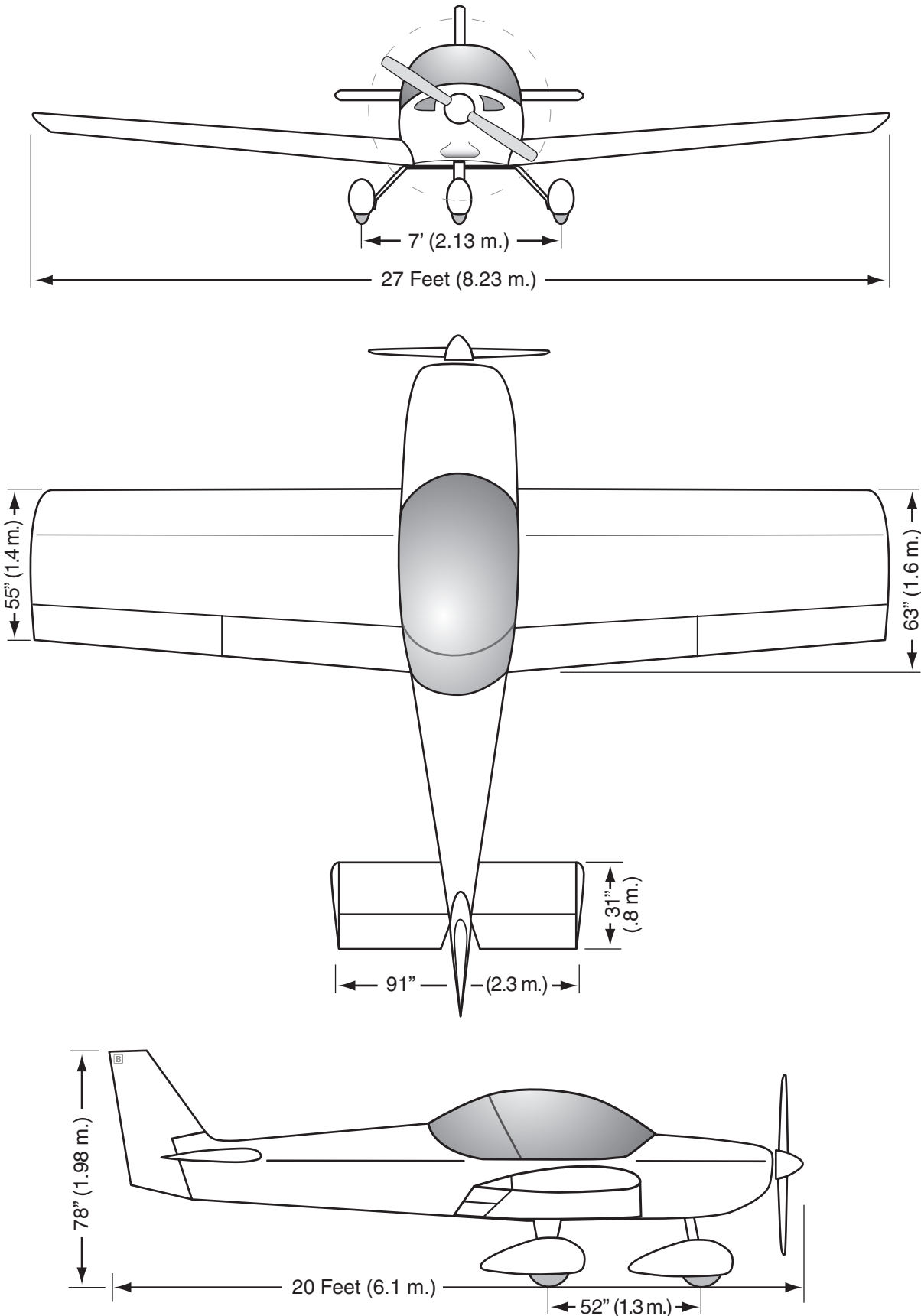
Online Builder Community:
www.zenith.aero



Build It. FLY IT!

Visit us online for complete details

zenithair.com



Drawing is not to exact scale. Dimensions are approximate, based on prototype. All figures subject to change and revision without notice.

SPECIFICATIONS

	Jabiru 3300		Continental O-200	
LENGTH	20 Ft. 0 In.	6.1 m.	20 Ft. 0 In.	6.1 m.
HEIGHT (rudder tip)	6 Ft. 6 In.	1.98 m.	6 Ft. 6 In.	1.98 m.
WING SPAN	27 Ft. 0 In.	8.23 m.	27 Ft. 0 In.	8.23 m.
WING AREA	132 Sq. Ft.	12.3 m.sq.	132 Sq. Ft.	12.3 m.sq.
WING CHORD (root / tip)	5' 3" / 4' 7"	1.6 m. / 1.4 m.	5' 3" / 4' 7"	1.6 m. / 1.4 m.
HORIZONTAL TAIL SPAN	7 Ft. 7 In.	2.3 m.	7 Ft. 7 In.	2.3 m.
HORIZONTAL TAIL AREA	20 Sq.Ft.	2.24 m.sq.	20 Sq.Ft.	2.24 m.sq.
EMPTY WEIGHT	695 Lbs.	318 kg.	750 Lbs.	340 kg.
DESIGN GROSS WEIGHT	1,320 Lbs.	600 kg.	1,320 Lbs.	600 kg.
USEFUL LOAD	625 Lbs.	282 kg.	570 Lbs.	260 kg.
FUEL CAPACITY (Standard) – FUEL WEIGHT	24 US Gal. = 144 Lbs.	92 l. = 65 kg.	24 US Gal. = 144 Lbs.	92 l. = 65 kg.
FUEL CAPACITY (Extended Option) – FUEL WEIGHT	30 US Gal. = 180 Lbs.	112 l. = 82 kg.	30 US Gal. = 180 Lbs.	112 l. = 82 kg.
WING LOADING	9.8 Lbs./Sq.Ft.	48 kg./m.sq.	9.8 Lbs./Sq.Ft.	48 kg./m.sq.
POWER LOADING	13.2 Lbs./BHP	6 kg./HP	13.2 Lbs./BHP	6 kg./HP
DESIGN LOAD FACTOR (Ultimate)	+6 / -3 G	+6 / -3 G	+6 / -3 G	+6 / -3 G
CABIN WIDTH (Shoulders)	44 In.	112 cm.	44 In.	112 cm.
NEVER EXCEED SPEED (VNE)	160 MPH	260 km/h	160 MPH	260 km/h

PERFORMANCE

Performance at Gross Weight	Jabiru 3300		Continental O-200: 100 hp	
TOP SPEED	148 MPH	238 km/h	140 MPH	225 km/h
CRUISE SPEED (75%)	138 MPH	222 km/h	135 MPH	218 km/h
STALL SPEED (Flaps Down)	44 MPH	70 km/h	44 MPH	70 km/h
RATE OF CLIMB	930 fpm	4.8 m/s	1,000 fpm	5 m/s
TAKE OFF ROLL	500 Ft.	152 Ft.	500 Ft.	152 Ft.
LANDING ROLL	500 Ft.	152 Ft.	500 Ft.	152 Ft.
SERVICE CEILING	16000+ Ft.	4875+ m.	16000+ Ft.	4875+ m.
RANGE (Standard)	575 statute miles	925 km.	560 miles	900 km.
ENDURANCE (Standard)	4.2 Hours	4.2 Hours	4.0 Hours	4.0 Hours

Performance and specification figures based on prototype flight test results, with engine indicated, subject to change or revision without notice. Performance figures at standard atmosphere, sea level, no wind. Range and endurance figures without fuel reserve. Suitable power range: 80 - 125 BHP. Different engines and options will affect performance and specification figures.

CH 650 B Design Features

- ✦ BASED ON PROVEN DESIGN (since 1984)
- ✦ **NEW** "Heavy-Duty" UPGRADES AND UPDATES
- ✦ ALL-METAL AIRFRAME (6061-T6 aluminum alloy)
- ✦ LARGE AILERONS & NEW FLAPS (electric)
- ✦ CONVENTIONAL 3-AXIS CONTROLS
- ✦ STEERABLE NOSEWHEEL (direct linkage)
- ✦ SPRING MAIN LANDING GEAR
- ✦ HYDRAULIC DISK BRAKES
- ✦ SHOCK ABSORBING 'BUNGEE' NOSE GEAR
- ✦ **NEW** FORWARD-HINGING CANOPY DESIGN
- ✦ EASY CABIN ACCESS FROM BOTH SIDES
- ✦ REMOVABLE WINGS
- ✦ ALL-FLYING RUDDER
- ✦ OPTIONAL STROBE / NAV / LANDING LIGHTS*
- ✦ SUITABLE FOR DIFFERENT ENGINE TYPES
- ✦ DETAILED BLUEPRINTS & CONSTRUCTION ASSEMBLY MANUALS.

CABIN AREA

- ✦ ROOMY SIDE-BY-SIDE SEATING
- ✦ 44-INCH WIDE CABIN
- ✦ LARGER BUBBLE CANOPY WITH NEW LATCH SYSTEM AND ROLL-OVER BARS.
- ✦ LARGE INSTRUMENT PANEL
- ✦ **NEW** LARGER BAGGAGE COMPARTMENT (rear of seats)
- ✦ EXCELLENT VISIBILITY: 360-degrees
- ✦ EASY CABIN ACCESS FROM EITHER SIDE
- ✦ DUAL THROTTLE CONTROLS
- ✦ DUAL RUDDER PEDALS (RUDDER & STEERABLE NOSE WHEEL)
- ✦ ELECTRIC ELEVATOR TRIM TAB / ELECTRIC FLAPS
- ✦ TOE BRAKES (LEFT SIDE)
- ✦ INSTRUMENTS PACKAGE (FOR ROTAX ENGINE)*

Kit Features & Equipment Summary

- ✦ LOW BUILD TIME: 500 Hours for Airframe Kit
- ✦ SIMPLE BUILDING TECHNIQUE: Just basic skills / tools.
- ✦ MODULAR CONSTRUCTION MINIMIZES WORKSHOP SPACE REQUIREMENTS
- ✦ QUALITY PARTS & COMPONENTS
- ✦ YOUR CHOICE: COMPLETE KIT, COMPONENT KITS OR PLANS-ONLY
- ✦ **NEW** DETAILED CAD DRAWINGS (complete blueprints) – NOT JUST INSTRUCTIONS.
- ✦ **NEW** DETAILED PHOTO ASSEMBLY MANUALS.
- ✦ LIFETIME TECHNICAL SUPPORT FROM THE FACTORY (including online support resources).
- ✦ SUITABLE FOR DIFFERENT ENGINE TYPES
- ✦ NO MESSY & HAZARDOUS DOPING OR COMPOSITE WORK

STANDARD KIT EQUIPMENT

- ✦ AIRFRAME KIT IS COMPLETE. All airframe parts and hardware are included - ready for assembly.

WHAT'S INCLUDED: Factory riveted wing spars, pre-formed sheet-metal parts (ribs, bulkheads, skins, etc.), factory-welded parts, landing gear system (tricycle), standard fuel system, canopy, flight controls, instrument panel (blank) and all hardware required for assembly.

WHAT'S NOT INCLUDED: Engine and firewall-forward components (engine mount, cowl, prop, engine controls), Instruments (flight & engine), Electrical System, Upholstery, and Paint. Full firewall-forward engine packages are available for select engines.

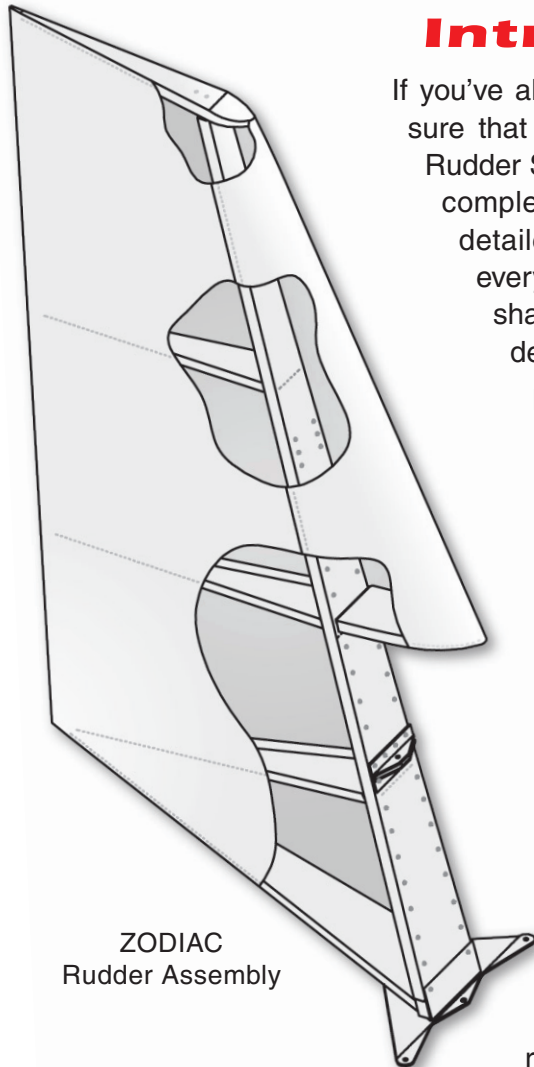
- ✦ MANY PRE-DRILLED SKINS! Most flat fuselage and wing skins are supplied pre-drilled from the factory.
- ✦ WELDED ALUMINUM FUEL TANKS: Kit includes all basic fuel system plumbing, including gascolator and fuel level senders and gauges.
- ✦ FACTORY-RIVETED WING SPARS
- ✦ FULL LANDING GEAR SYSTEM: Kit includes wheels, tires, and hydraulic brakes.
- ✦ SEAT BELTS WITH SHOULDER HARNESSSES.



Zenith Zodiac custom instrument panel

* Optional equipment. Equipment, features and availability subject to change without notice.

START BUILDING FOR JUST A FEW HUNDRED DOLLARS!



ZODIAC
Rudder Assembly

Introductory Starter Kit

If you've always dreamed of building your own airplane, but aren't sure that you have the required skills, Zenith Aircraft's exclusive Rudder Starter Kit is for you. The ZODIAC Starter Kit includes the complete kit for the rudder tail section and comes with a detailed and illustrated step-by-step assembly manual – everything you need to get started! Since all ZODIAC models share the same rudder tail section, you don't even need to decide which ZODIAC model to build.

Developed specifically for the first-time builder, the starter kit costs just a few hundred dollars, and includes everything you need to start building your own ZODIAC kit aircraft, including:

Complete Rudder Tail Kit:

- Pre-Formed Ribs, Spar, etc.
- Rivets & Hardware Needed To Assemble The Rudder.
- Detailed Rudder Assembly Manual
- Step-By-Step Assembly Instructions
- Building Tips And Hints...

Putting together the rudder Starter Kit is just a weekend project, and will provide you with an excellent 'hands-on' introduction to building your own ZODIAC aircraft. Once you've completed the rudder kit, you'll have the skills and tools to continue with the rest of the ZODIAC kit – and you'll also have part

of your aircraft completed. We'll even deduct the cost of the rudder kit off the price of the complete kit when you're ready to continue with the project.

You'll need the following to assemble the rudder kit:

- Workshop: a sturdy 4' x 8' flat table.
- Tools: Basic hand sheet-metal tools: electric hand drill, metric tape measure, 'Cleco' pliers and fasteners, sheet-metal snips, hand 'pop'-type riveter with custom heads, and a few files. You won't need a bending brake or shear, or other power tools.

The complete rudder Starter Kit can easily be shipped by UPS right to your door (in the United States). Many of the basic required hand tools can also be purchased from Zenith Aircraft Company.

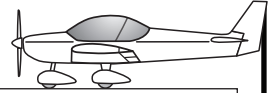
Zenith Aircraft Company also holds workshops at the factory - where workshop participants build the rudder kit with the help and guidance of factory staff. The factory workshops also allow participants to tour the factory and see the company's demo aircraft.

See www.zenithair.com for more information about attending a factory workshop.



Zenith Aircraft Company
 1881 Airport Road, Mexico, Missouri 65265-0650 USA
 (573) 581-9000 FAX: 573-581-0011 www.zenithair.com

Zenith CH 650 B Order Form



7/2022

Name:	Date:
	Home Tel:
Address:	Day Tel:
	FAX:
	E-mail:

ORDER DETAIL: ZENITH CH 650 B Low-Wing Cross-Country Cruiser

Description	Price	Amount
Zenith CH 650 B Airframe Kit (includes Drawings & Manuals):	\$ 20,495.00	
Zenith CH 650 B Finishing Kit (items to complete the aircraft, including landing gear, wheels, and canopy):	\$ 6,495.00	
Zenith CH 650 B "Quick Build Kit" Factory-assembled fuselage (order with the airframe and finishing kit):	+ \$ 5,795.00	
Zenith CH 650 B Drawings (must be purchased separately if building from component kits).	\$ 495.00	
Zenith CH 650 B Rudder Starter Kit (includes rudder assembly manual):	\$ 375.00	

Component "buy-as-you-build" Kits (instead of the complete kit):	
Tail Kit (includes Rudder Kit)	\$ 2,595.00
Wings & Ailerons / Flaps Kit	7,495.00
Fuselage Kit	7,650.00
Controls Kit	1,990.00
Fuel System Kit *	2,125.00
Recommended Tools	
Complete Tool Kit with Pan American Air Drill (60-310)	\$ 870.00
Complete Tool Kit (without pneumatic drill)	735.50
Tool Kit contains recommended kit assembly hand tools	

Kit Options: For additional available options, see www.zenithair.com	
Dual Control Sticks Option	\$ 905.00
Long Range Fuel System Kit*	520.00
LED Nav /Strobe /Position Kit*	1,139.00
Wheel Fairings Kit (for tricycle gear)	860.00
Aileron Trim Tab Kit*	550.00
Landing Light Kit* (LED: \$1250.00)	370.00
Wing Baggage Lockers Kit	148.00
Tailwheel Option (6.00 x 6 wheels)	525.00
Cabin Upholstery Kit Option	1,225.00
Center Console Kit Option	135.00
Map Box Kit Option	135.00

Actual contents of the tool kit subject to change or revision.
 * Order with the Wings Kit.

Crating and Shipping Charges	Complete Kit	Call
are not included. The price of the Drawings and Manuals includes shipping and handling.		
Rudder Starter Kit: Shipped in the U.S. by UPS.	Rudder Starter Kit	Call

No crating charge for loading and picking up the kit at the factory.
 No additional crating charge for tools shipped with kit orders.

Sub-Total (this column):	
Sub-Total (left column):	
Total of Above:	
Crating:	
TOTAL:	
LESS: DEPOSIT (with this order):	
BALANCE DUE: (Prior to shipping):	

Buyer(s) must accept and validate the Conditions of Sale and Warning Notice form before order can be accepted.

Additional Information: zenithair.com for the latest updates.

Call 573-581-9000 (Monday - Friday, 8-5 Central) if you require assistance with your order or if you have any questions. E-mail inquiries: info@zenithair.com

Select firewall-forward engine packages and instruments (avioncs) packages are also available.

Notes / Shipping Instructions:

Payment Method (Deposit): <input type="checkbox"/> Check Enclosed	Card No: <input type="text"/>	Exp. Date: <input type="text"/>	SIGNATURE _____
Credit Card: <input type="checkbox"/> Visa <input type="checkbox"/> MasterCard			

All prices in U.S. Funds. Crating, handling and shipping charges are additional unless otherwise noted. Availability, prices, equipment and conditions subject to change without prior notice. Missouri residents: Applicable sales tax will be added to your invoice.

Zenith Aircraft Company has been established to service the needs of sport pilots as a Supply House for recreational aircraft hobbyists, making available aircraft designs, kits, and parts for educational purposes. Sometimes, things run into snags for reasons beyond our control. Most of them are so-called "Acts of God" like earthquakes, tornadoes, floods, fires, and the like, but some are also man-made, such as labor strikes, transportation snafus, etc. If they happen, customers get mad - and we don't blame them - but we must assign the cause where it belongs instead of being blamed for all the trouble. We earnestly hope that you won't run into any problems (most of our customers don't), but we are obligated to let you know the extent of our protecting your interest that is within our power to provide. Please read the following carefully, because if conditions listed below are not acceptable to you, you should not place this order (unless changes are made with acceptance in writing from Zenith Aircraft Co.). Your filling in this Order Form and delivering it to us constitutes your understanding and agreement of the following conditions and requirements. Thank you for your goodwill and confidence in Zenith Aircraft Company.

1. No orders are accepted by Zenith Aircraft Co., hereafter also called the Company, or Seller, unless accompanied by a payment of not less than 50-percent of the list price of all parts / kit ordered, and unless accompanied with this signed Conditions of Sale and Warning Notice. Full payment is required for the Drawings and Manuals.
2. This contract permits the buyer to build one airplane or part of it in the Custom-Built, Experimental, Ultralight, etc. category. The type of aircraft and the Drawings serial number must be visibly marked on the vertical tail or fuselage sides of the aircraft. The buyer is advised that the Drawings, Manuals, and/or parts contain proprietary rights. The buyer covenants and agrees that he will not: a) Reproduce, b) Communicate, c) Transfer, sell, exchange or modify them or any part of them, d) Permit any other person to use said drawings, manual, and/or parts, without the written permission of the Company. The sole purpose of the plans, drawings, manuals, and parts is strictly educational and there is no implied or expressed warranty. During the construction the buyer is to cause the structure and installations to be inspected and approved by the relevant government and/or aviation authority (FAA). The Buyer agrees to notify the Company in writing immediately of the sale of any Drawings and Manuals, parts, components, or kit, whether completed or not, supplying the complete name and address of the new owner(s).
3. The Company will not be held responsible for any delays in deliveries due to delays of carriers, fires, and other Acts of God, or other causes for delay beyond its control.
4. Claims for defective materials or missing parts will be allowed only when such claims are made within thirty (30) days from the date of delivery. No goods may be returned unless previously authorized by the Company. (Inspect your order for missing or damaged parts immediately upon receipt).
5. Orders accepted by the Company may be canceled by the buyer within fifteen days of the date of order without the company's advance approval, provided: a 10-percent cancellation charge is assessed if goods were not yet shipped, or a 20-percent charge if the goods were shipped and are returned. Any delivered order not picked-up or accepted by the buyer for more than thirty days shall be considered to be forfeited. Drawings and Manuals, or other printed materials, may not be returned for credit or refund. PROVIDED HOWEVER, in no event will seller accept goods for return for any reason the earlier of thirty days (30) days from the date of shipment, or assembly, installation, construction, or modification of any product, whichever occurs first.
6. Unless otherwise specified, the buyer agrees to pay in full for, and take delivery of, the merchandise in not more than two weeks after receiving notification that it is ready for shipment. Storage rental shall be charged beyond that time. It is the sole responsibility of the buyer to pay any applicable sales tax or usage tax, in whichever state(s), and all applicable shipping and shipping related charges.
7. All orders not delivered for lack of shipping instructions, payments, or any other delays caused by the buyer for longer than thirty days shall be considered forfeited and void, and the Company will have the right to scrap or dispose of the merchandise at its discretion and retain the full deposit.
8. All prices are F.O.B. Factory and subject to change without notice. Delivery to the Carrier shall constitute the delivery to the buyer, and the responsibility for the goods in transit shall be the Carrier's and the buyer's. A Bill of Lading (or Way-Bill) shall be sufficient evidence and proof of the date of shipment. Claims of damage in transit shall be made to the Carrier and not the Company. NOTICE: If any container or crate shows the slightest damage on delivery, it should be opened and inspected before acceptance from the Carrier, and a statement of damage made immediately. Insurance of goods in transit is the responsibility of the buyer, and the Company will not pay for goods damaged in transit, nor for shipping charges to and from the factory of returned shipments, damaged, or replacement parts.
9. This contract shall be governed by and construed in accordance with the laws of the State of Missouri, and is the only contract controlling this sale and purchase, and it contains all the agreements, expressed or implied, either verbal or in writing, made between the Company and the buyer. If any provisions of this contract shall be held to be invalid, the remaining provisions shall continue to be valid. This Agreement and the covenants, promises and agreements contained herein shall be governed in accordance with the laws of the state of Missouri, United States. This Agreement shall be deemed executed and delivered in Missouri. The parties consent to the venue of any state court sitting in Audrain County, Missouri, United States, or the United States District Court, Eastern District of Missouri, in any action brought to enforce the terms of this Agreement. The parties irrevocably and unconditionally submit to the jurisdiction (both subject matter and personal) of any such court and irrevocably and unconditionally waive: (i) any objection any party might now or hereafter have to the venue in any such court; and (ii) any claim that any action or proceeding brought in any such court has been brought in an inconvenient forum. The parties acknowledge that the United Nations Convention on Contracts for the International Sale of Goods shall not apply to this Agreement.
10. Custom-built aircraft are licensed by the government to fly in the applicable "Experimental," "Amateur-Built" or "Ultralight," etc. category. Each aircraft is treated legally by the governing authority (FAA) as a "one-of-a-kind" in design and construction, and is liable to be unpredictable, hazardous, and even potentially lethal. Therefore, construction and operation of such aircraft may be unsafe without acquiring, studying and complying to the letter of all instructions and manuals pertaining thereto. The Seller does not warrant that the aircraft as constructed by the buyer, or any other person, will be airworthy, or will qualify for certification or registration by aviation authorities, or will meet the requirement of the buyer. Notwithstanding the forgoing, seller may provide from time to time, but is not required to provide, technical assistance during the assembly, installation and construction process. However, buyer and seller specifically agree that responsibility for building the aircraft or its parts shall rest solely with the buyer and that no liability shall arise from or extend from any technical assistance provided by seller. Purchaser acknowledges that the assembly and construction of the product requires certain technical experience and skill. Further seller and purchaser specifically agree that the seller cannot and does not warrant the ability of any individual, including purchaser, to properly assemble, construct and maintain an aircraft kit of the kind sold by seller. In exchange for such technical assistance, purchaser and seller specifically agree that purchaser shall hold harmless seller from any and all liability which may arise from any technical advice provided by seller, seller's employee, or seller's agent.
11. **EXCLUSIONS OF WARRANTIES, NO WARRANTIES. THE IMPLIED WARRANTIES OF MERCHANTABILITY AND FITNESS FOR A PARTICULAR PURPOSE AND ALL OTHER WARRANTIES, EXPRESS OR IMPLIED, ARE EXCLUDED FROM THIS TRANSACTION AND SHALL NOT APPLY TO THE GOODS SOLD, THE CONSTRUCTION OF THE GOODS, THE PLANS & MANUALS, THE GOODS WORKMANSHIP, THE SAFETY OF THE GOODS DESIGN OR ANY OF THE GOODS COMPONENTS.**
12. In recognition of the above, and because they cannot control nor assure quality and accuracy of compliance with their instructions during and after construction of such aircraft, the Seller and/or Owner (and their agents, servants, employees, contractors, successors and assigns) hereby give notice to the Buyers and/or Operators (and their heirs, administrators and assigns) of this aircraft, that they carry no liability insurance.
13. **BY SIGNING THIS DOCUMENT, AND BY PROCEEDING WITH THIS ORDER, THE BUYER ATTESTS THAT HE HAS THE FULL AUTHORITY AND CAPACITY TO SIGN AND VALIDATE THIS DOCUMENT. THE BUYER(S) AND/OR OPERATOR(S), AS DEFINED ABOVE, ACKNOWLEDGE THE RECEIPT AND UNDERSTANDING OF THIS WARNING NOTICE AND SO SIGNIFY, BY THEIR DECISION TO GO AHEAD WITH PURCHASING, ACCEPTING AND OPERATING THIS AIRCRAFT, OR ANY OF ITS PARTS, AND AGREE TO HOLD THE SELLER AND/OR OWNER, AS DEFINED ABOVE, HARMLESS FROM ALL LIABILITY AND FROM ANY CLAIMS OF DAMAGES AND CAUSES OF ACTION WHICH MAY BE INCURRED BY THEM OR ANY THIRD PARTY AS A RESULT OF THE PURCHASE, USE, CONSTRUCTION, AND OPERATION OF THIS AIRCRAFT, ITS PLANS, PARTS AND COMPONENTS. BUYER AND/OR**

BUYER'S NAME: _____

SIGNATURE: _____

ADDRESS: _____

DATE: _____

TELEPHONE: _____

SPOUSE / NEXT OF KIN SIGNATURE: _____